




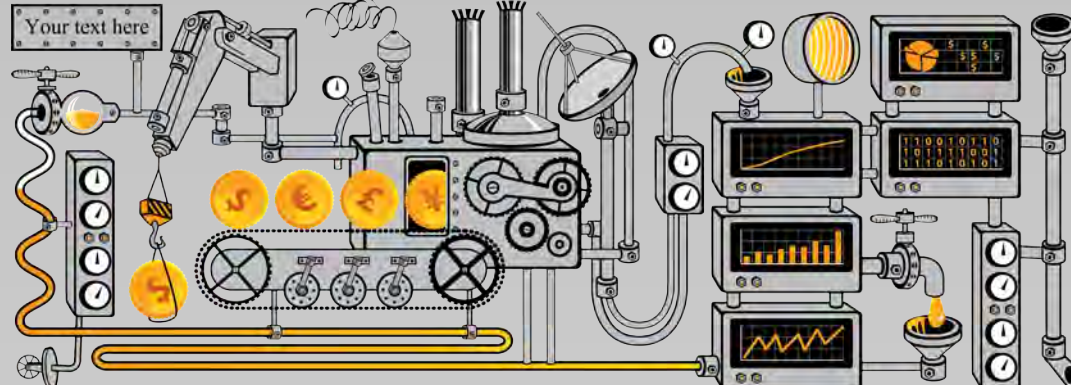
Injection molding is a highly-engineered process whose demand continues to grow as more manufacturers replace traditional materials like wood, steel and fiberglass with thermoplastic resins that are lighter in weight, but just as durable. Applications and uses for injection molded parts are numerous and growing, with increased demand from the medical, automotive, industrial, housewares, electronics and many more industries.

If you're thinking about a conversion to resin injection molding, you may have critical questions about the quality of the finished part. But designing the right part—and choosing the right injection molding partner—require a thorough understanding of 10 core questions you need to ask.



### 1 Where is this part going to be used?

Is the part a stand-alone product or a piece of a larger assembly or system? Does it have to stand up under heavy loads or is its appearance important?



### 2 Industrial or consumer?

Understanding the industry and how the end-user will ultimately interact with the part, if at all, will impact your design and the materials you select.



### 3 When is the right time to bring in my molding partner?

The sooner your molding supplier weighs in on your plans, the more you'll save on tooling costs and have a chance to simplify the design and eliminate rework.

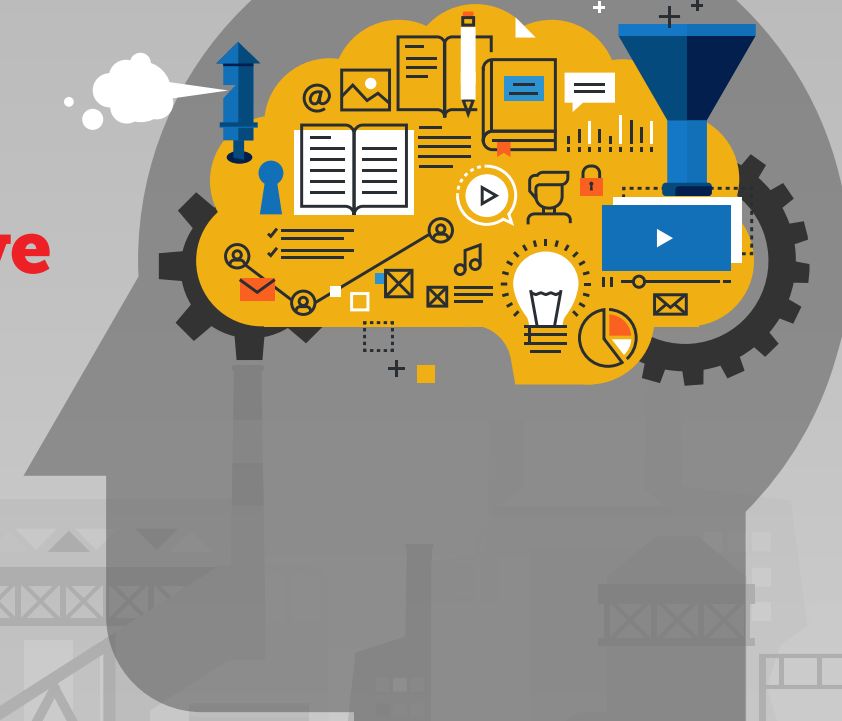


### 4 Who owns the final part design and the tooling?

The answer should always be: you.



### 5 Does the molding supplier have experience in the relevant industry?



### 6 Can the injection molder meet your project's deadlines and milestones?



### 7 What's the right molding technology for you to consider?

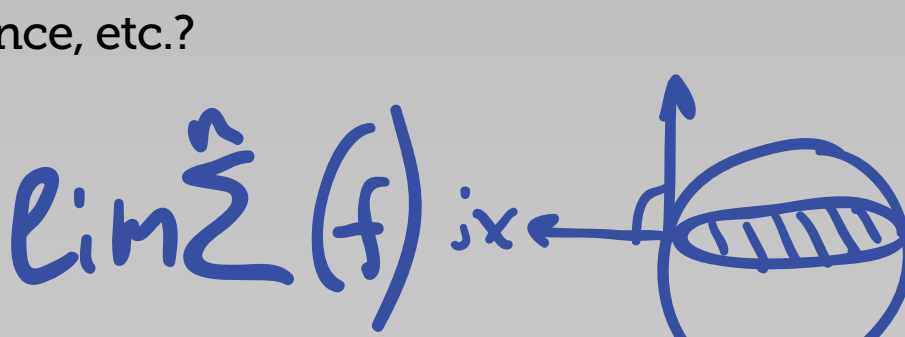


### 8 What's the right resin material to select?

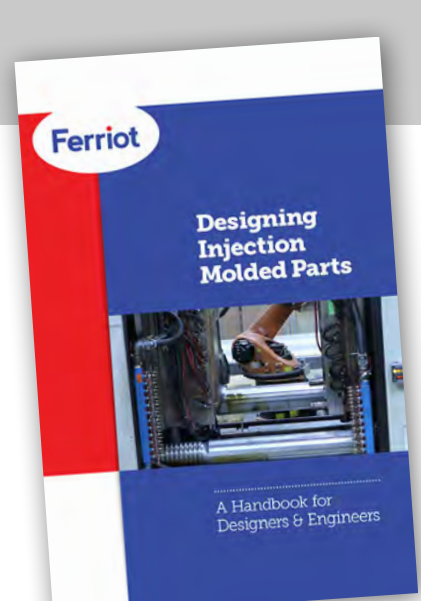


### 9 What part geometry and specs are you designing to?

Strength, temperature, appearance, chemical resistance, etc.?



### 10 What compliance bodies and certifications do I have to design to pass?



Get the Entire Guide  
**Designing Injection Molded Parts**  
A Handbook for Designers & Engineers

[Download My Guide >>](#)